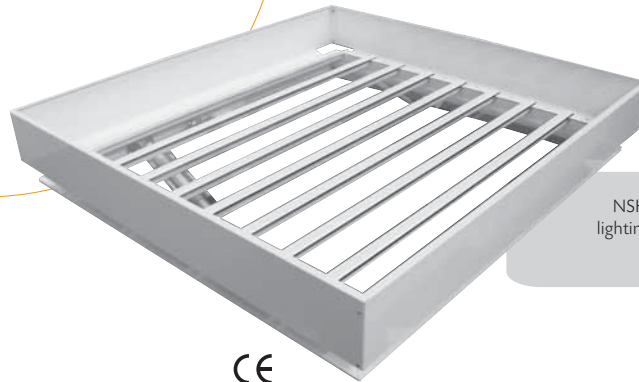


Waterproofed
roof

Certilux T

Smoke vents range

NSHEV conforms to NF EN
12101-2 and NFS 61 937-1



NSHEV combining smoke ventilation and lighting – Daily ventilation can also be done (depends on the type of control).

DESCRIPTION

- Certilux T is a complete NSHEV (Natural Smoke and Heat Exhaust Ventilators) which has its own mechanisms. Its translucent pivoting blades allow natural smoke ventilation and lighting.
- Extruded aluminium frame profiles of Certilux T allow fit any type of roof structure.
- Its different dimensions allow a tailor-made manufacturing which respects architectural wefts and modules.
- Its aesthetic allows to be integrated:
 - on roof,
 - for all kind of finish: any RAL paint, lacquered or anodised finish.
- CE rigid windshields, compulsory.

REGULATION

- Certilux T is a NSHEV (Natural Smoke and Heat Exhaust Ventilators) conforms to NF EN 12101-2 and NFS 61 937-1.

PROFILES

- Extruded aluminium frame to fit any type of roof structure.
- Various types of profiles (C, F, G, J) in accordance with roofing type or glazing structure.

PERFORMANCES

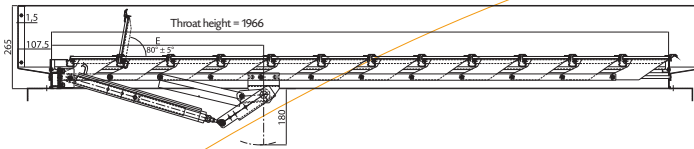
- Certilux T conforms to NF EN 12101-2 and NFS 61 937-1.
- 1200 J resistance.
- Reliability: Re 1,000 and Re 10,000.
- Aerodynamic value: Cv from 0.67 with upstand and 0,62 without upstand.
- Snow load (SL 250 and SL 500).
- Ug: of 2.5 to 3.6 W m²/°K for multiwall polycarbonate from 6 to 10 mm - for glass products on request.

45

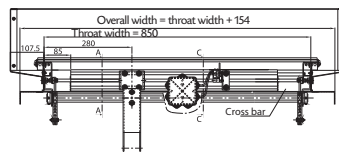
Certilux T

Smoke vents range

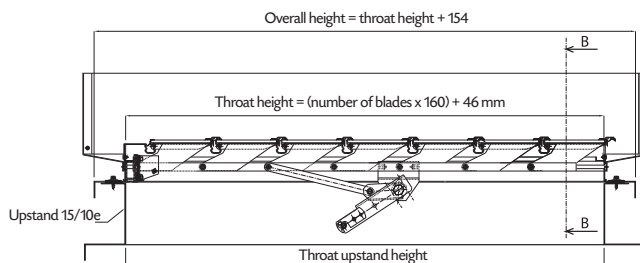
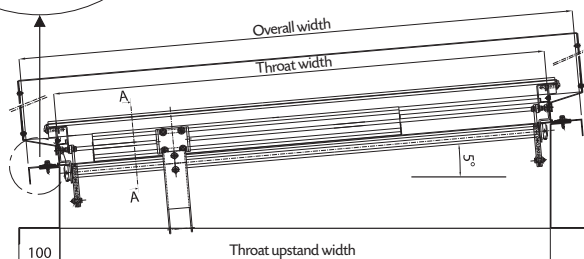
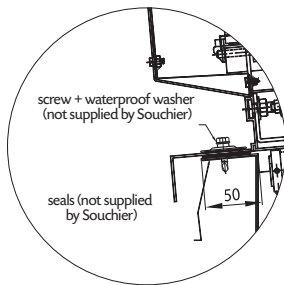
Section A-A



Section B-B



Principle of installation



Principle of installation on upstand with frame C

Tailor-made manufacturing:

- Throat width per frame-vent: mini 500, maxi 2,000 mm.
- Throat height per frame-vent: mini 800, maxi 3,500 mm.
- SGO: mini 1 m², maxi 7 m² (CE mark).

INFILL

- Thickness: 6 mm and 10 mm.
- Filling available:
- Honeycomb polycarbonate: 6 mm and 10 mm (clear, opalescent).
 - Glazing: glass of 6.4 and 10.6 laminated glass.

TYPES OF CONTROLS

By remote controlled:

- Electrical
- Pneumatical
- Mechanical

OPTIONS

- Insulated (bituminous) upstand (for installation on multilayered roof).
- Insulated acoustic upstand.
- Safety and hold o/c switch (safety option)
- Thermal release (70, 100, 140 and 180°, compulsory).

INSTALLATION

- For roof installation to be integrated on upstand.
- For glass roof or shed installation with all kind of profiles.